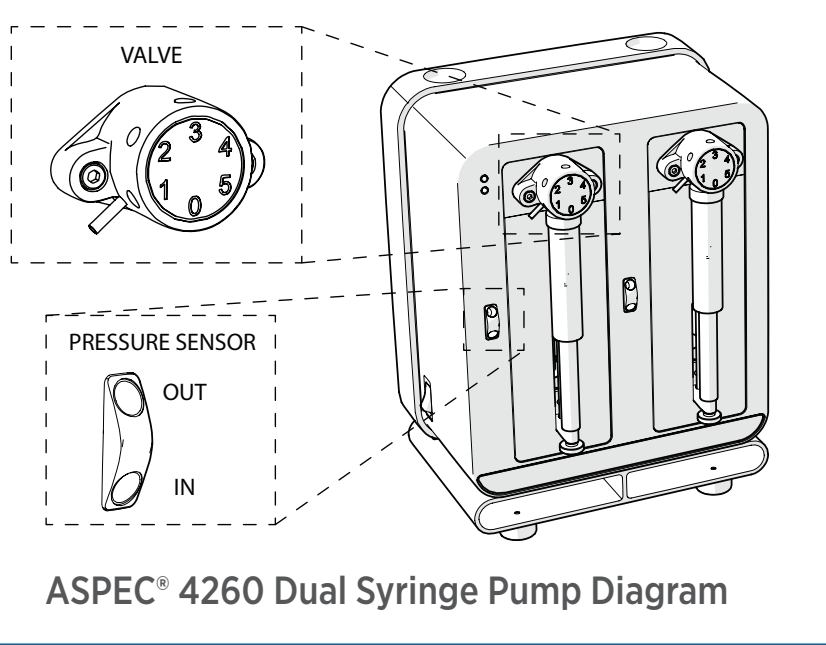


ASPEC® 274 System with Two ASPEC® 4260 Dual Syringe Pumps

Plumbing Diagram for No Air/Gas Configuration



Solvent Inlet Tubing (part number 499484021)

Seal unused ports with plugs provided

NOTE Store any excess transfer tubing in the compartments under the syringe pump.

- 1.1 mL Transfer Tubing (part number 499424013)
- 5 mL Transfer Tubing (part number 499671142)
- 10 mL Transfer Tubing (part number 499672282)
- 25 mL Transfer Tubing (part number 4996757021)

Pressure Sensor to Valve Tubing (part number 4996752)

Vent Tubing to Waste (part number F4420577)

Reservoir

Waste

Two ASPEC® 4260 Dual Syringe Pumps

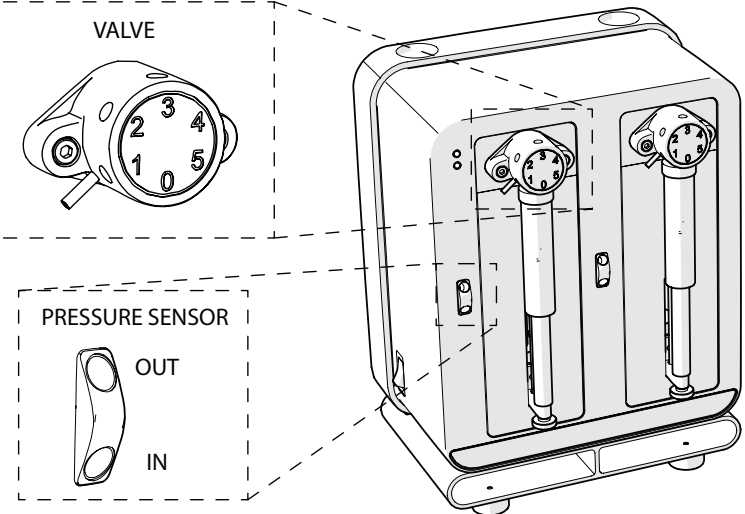
ASPEC® 274

ASPEC® 274 System with Two ASPEC® 4260 Dual Syringe Pumps

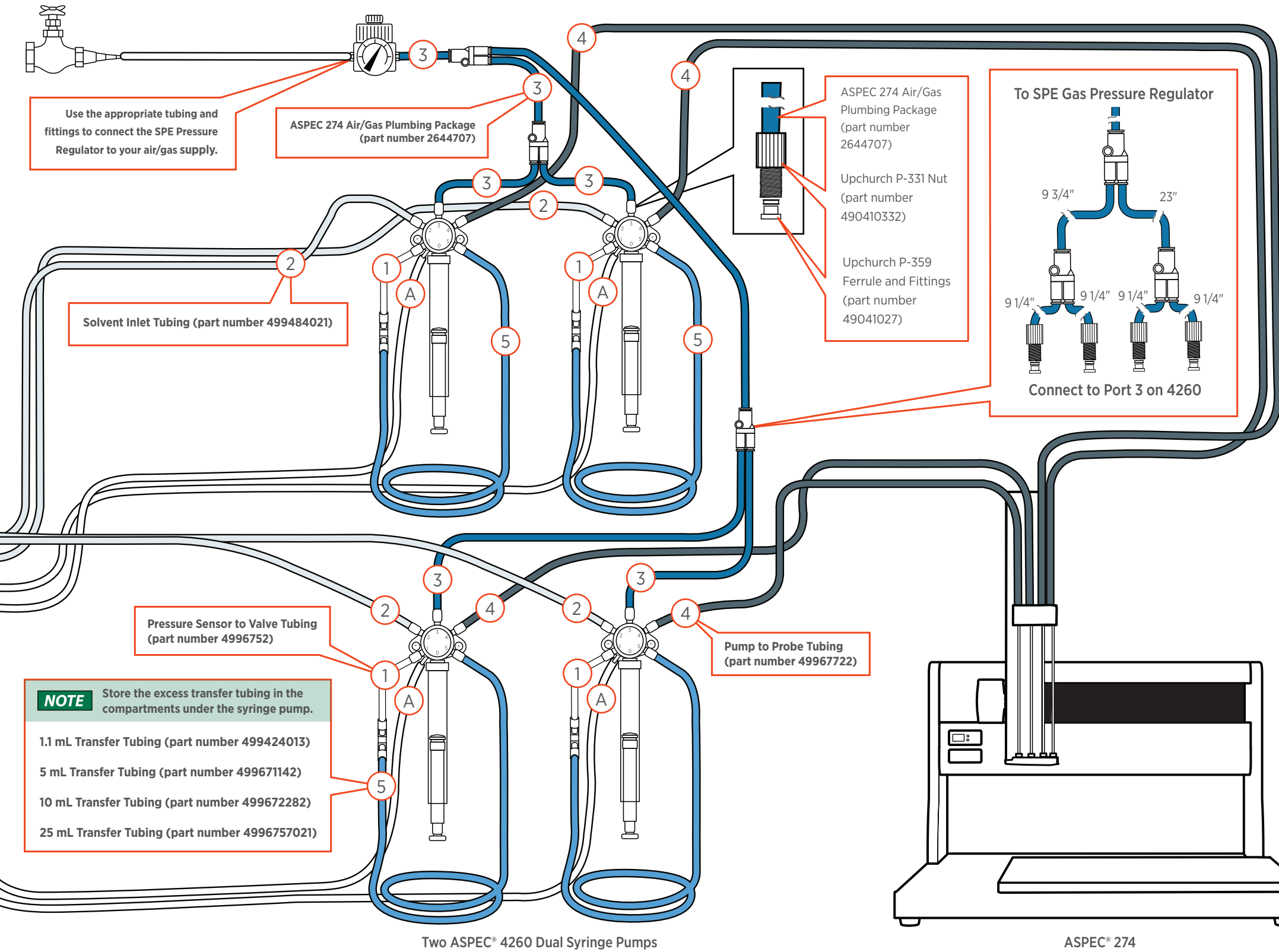
Plumbing Diagram for Air/Gas Configuration

Air/Gas Supply

SPE Gas Pressure Regulator
(part number 25051376)



ASPEC® 4260 Dual Syringe Pump Diagram



NOTE Store the excess transfer tubing in the compartments under the syringe pump.

- 1.1 mL Transfer Tubing (part number 499424013)
- 5 mL Transfer Tubing (part number 499671142)
- 10 mL Transfer Tubing (part number 499672282)
- 25 mL Transfer Tubing (part number 4996757021)